

out by the absence of evidence for their formation<sup>20</sup> and the different positions of the minima for **1-OTs** and **4-Br**. The extent of ground-state solvation is not yet clear.

The decrease of  $\alpha$  with  $X_{H_2O}$  has a precedent in the reaction of  $Ph_2CCl_2$  in aqueous acetone.<sup>25</sup> A blend of effects (reduced recombination rate of  $R^+$  with  $Br^-$ , enhanced cation solvation by water, reduced anion solvation by less TFE, change in the nucleophilicity of the medium, and possible intervention of ion pairs) account for this phenomenon.

A literature survey of solvolytic data in aqueous TFE reveals several peculiarities: (i) a minimum is also observable in Sunko's plot of  $\log k_1$  vs.  $Y$  for MNBOTs;<sup>5</sup> (ii) for cycloalkenyl triflates "m" (aqueous TFE) > "m" (aqueous EtOH), where "m" is based on two points<sup>21</sup> (however, our data show that "high," "low," or "negative"  $m$  values may be obtained for different pairs of points, depending on the solvent mixtures chosen); (iii) "m" (aqueous TFE) for secondary brosylates are high,<sup>2b</sup> probably reflecting a high response to the solvent nucleophilicity; (iv) the solvent isotope effect for the solvolysis of *t*-BuCl<sup>2a</sup> and data on the addition of HCl to isobutene in TFE<sup>26</sup> suggest a rate determining dissociation of tight ion pairs in the trifluoroethanolysis.<sup>2a, 26</sup> Since the extent of the ion pair return is unknown,  $Y$  values of aqueous TFE are inadequate as a measure of the "ionizing power" and they should be used with reservation in mechanistic studies.<sup>27, 28</sup>

More work on solvolysis in aqueous TFE is now in progress.

**Acknowledgments.** We are indebted to the Volkswagen Foundation for support of this work and to Professors E. M. Kosower and P. v. R. Schleyer for helpful discussions and preprints.

(25) B. Bensley and G. Kohnstam, *J. Chem. Soc.*, 3408 (1955); G. Kohnstam and B. Shillaker, *ibid.*, 1915 (1959).

(26) V. J. Shiner, Jr., and W. Dowd, *J. Amer. Chem. Soc.*, **91**, 6528 (1969).

(27) For example,  $Y(97\% \text{ TFE}) = 2.27$  when based on 1-adamantyl-Br,<sup>2b</sup> 1.15 when based on *t*-BuCl,<sup>2a</sup> and 0.79 when based on 4-OTs.

(28) E.g., the use of  $k_{aq} \text{ TFE} / k_{aq} \text{ EtOH} Y$  for assessing the contribution of the  $k_s$  route (R. H. Summerville, C. A. Senkler, P. v. R. Schleyer, T. E. Dueber, and P. J. Stang, submitted for publication) may be highly misleading.

Zvi Rappoport,\* Joseph Kaspi

Department of Organic Chemistry, The Hebrew University  
Jerusalem, Israel

Received July 5, 1973

### Concerning Reported Nonnegligible Concentrations of Tetrahedral Intermediates in the Hydrolysis of Trifluoroacetanilides

Sir:

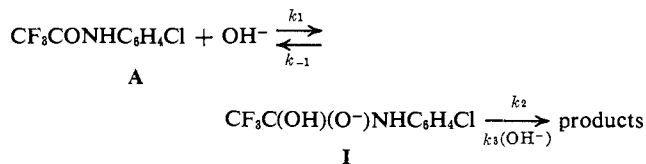
Tetrahedral species have long been postulated as intermediates in most reactions of carboxylic acid derivatives with nucleophiles.<sup>1-3</sup> More recently direct kinetic evidence for their intermediacy has been obtained in favorable cases,<sup>1-9</sup> and in a few cases such

(1) S. L. Johnson, *Advan. Phys. Org. Chem.*, **5**, 237 (1967).

(2) W. P. Jencks, "Catalysis in Chemistry and Enzymology," McGraw-Hill, New York, N. Y., 1968, pp 463-554.

(3) T. C. Bruice and S. J. Benkovic, "Bioorganic Mechanisms," Vol. 1, W. A. Benjamin, New York, N. Y., 1966, pp 1-211.

intermediates have been detected<sup>10, 11</sup> or even (for cyclic or polycyclic systems) isolated.<sup>12-14</sup> Nevertheless it has been considered that such intermediates are ordinarily extremely unstable.<sup>1, 15</sup> Consequently a recent report of kinetic studies of the alkaline hydrolysis of substituted trifluoroacetanilides, in which it was stated that the tetrahedral intermediate accumulated to the extent of 5-10%,<sup>17</sup> seemed quite startling. Furthermore the rate constants reported in this paper, from the kinetic analysis of the pH<sup>-1</sup> rate profile, correspond to an equilibrium constant of ca.  $10^6$  for the formation of I from A



Competitive ionization of the anilide ( $pK_a = 9.2^{17}$ ) prevents complete conversion of A into I.<sup>18</sup>

We have performed an independent test for the accumulation of the species I. This took the form of an <sup>19</sup>F nmr study of alkaline solutions of *p*-chlorotrifluoroacetanilide (A). In Table I are recorded <sup>19</sup>F chemical shifts for trifluoromethyl groups in chemical environments similar to that of I. From the table it appears that replacing O by N causes a downfield shift of  $\delta$  1-3, with a smaller shift if the N bears an electronegative substituent, and replacing OH by O<sup>-</sup> causes a  $\delta$  1.5 downfield shift. Then from the shifts for orthoesters of trifluoroacetic acid one estimates that the

(4) W. P. Jencks and K. Salvesen, *J. Amer. Chem. Soc.*, **93**, 1419 (1971).

(5) T. Okuyama, D. J. Saku, and G. L. Schmir, *J. Amer. Chem. Soc.*, **95**, 2345 (1973).

(6) T. Maugh and T. C. Bruice, *Chem. Commun.*, 1056 (1969).

(7) E. G. Sander, *J. Amer. Chem. Soc.*, **91**, 3629 (1969).

(8) G. M. Blackburn, *Chem. Commun.*, 249 (1970).

(9) R. Hershfield and G. L. Schmir, *J. Amer. Chem. Soc.*, **94**, 1263, 6788 (1972).

(10) (a) D. R. Robinson, *Tetrahedron Lett.*, 5007 (1968); (b) *J. Amer. Chem. Soc.*, **92**, 3138 (1970).

(11) (a) M. L. Bender, *J. Amer. Chem. Soc.*, **75**, 5986 (1953); (b) S. G. Entelis and O. V. Nesterov, *Proc. Acad. Sci. USSR, Chem. Sect.*, **148**, 174 (1963).

(12) G. Fodor, F. Letourneau, and N. Mandova, *Can. J. Chem.*, **48**, 1465 (1970).

(13) R. B. Woodward, *Pure Appl. Chem.*, **9**, 49 (1964).

(14) H. E. Zaugg, V. Popenchick, and R. J. Michaels, *J. Amer. Chem. Soc.*, **86**, 1399 (1964); A. Stoll, A. Hoffmann, and T. Petrzilka, *Helv. Chim. Acta*, **34**, 1544 (1951); M. M. Shemyakin, V. K. Antonov, A. M. Shkrob, Y. N. Sheinker, and L. B. Senyavino, *Tetrahedron Lett.*, 701 (1962); R. G. Griot and A. J. Frey, *Tetrahedron*, **19**, 1661 (1963).

(15) This view is supported by recent work<sup>16</sup> from this laboratory which led to evaluation of the free energy changes on addition of water to esters ( $\Delta G^\circ = +12.1$  kcal/mol for methyl acetate).

(16) J. P. Guthrie, *J. Amer. Chem. Soc.*, **95**, 6999 (1973).

(17) C. E. Stauffer, *J. Amer. Chem. Soc.*, **94**, 7887 (1972).

(18) Previous investigations of the hydrolysis of trifluoroacetanilides and their *N*-methyl derivatives have been interpreted in terms of kinetics schemes where the steady-state approximation holds for I.<sup>19-25</sup>

(19) S. S. Biechler and R. W. Taft, Jr., *J. Amer. Chem. Soc.*, **79**, 4927 (1957).

(20) P. M. Mader, *J. Amer. Chem. Soc.*, **87**, 3191 (1965).

(21) S. O. Eriksson and C. Holst, *Acta Chem. Scand.*, **20**, 1892 (1966).

(22) S. O. Eriksson and L. Bratt, *Acta Chem. Scand.*, **21**, 1812 (1967).

(23) R. L. Schowen and G. W. Zuorick, *J. Amer. Chem. Soc.*, **88**, 1223 (1966).

(24) R. L. Schowen, H. Jayaraman, and L. Kershner, *J. Amer. Chem. Soc.*, **88**, 3373 (1966).

(25) R. L. Schowen, H. Jayaraman, L. Kershner, and G. W. Zuorick, *J. Amer. Chem. Soc.*, **88**, 4008 (1966).

(26) L. D. Kershner and R. L. Schowen, *J. Amer. Chem. Soc.*, **93**, 2014 (1971).



In conclusion, although there is strong evidence for the existence of a tetrahedral intermediate as an obligatory species along the reaction path for hydrolysis of trifluoroacetanilide,<sup>19-26</sup> there is no evidence concerning the concentration of this species except that it is less than 0.5% of the total at all times.

**Acknowledgment.** Financial assistance from the National Research Council of Canada is gratefully acknowledged.

J. Peter Guthrie

Department of Chemistry, University of Western Ontario  
London, Ontario, Canada. N6A 3K7

Received May 30, 1973

### A New Method for Protecting Carboxylic Acids, Phenols, Thiophenols, and Mercaptans

Sir:

We describe a new blocking group for carboxylic acids, phenols, thiophenols, and mercaptans which is readily attached to these functions, which remains in place under a variety of circumstances, and which is rapidly detached under mild, highly specific conditions. This protective device derives from the unusual chemical properties of the 9-anthrylmethyl system, a system which has recently been found to undergo a new type of substitution at the saturated carbon atom.<sup>1</sup>

Carboxylic acids are protected as esters (I).<sup>2,3</sup> The general procedure for deblocking these esters involves treatment for 1 hr at  $-20^\circ$  with the sodium salt of methyl mercaptan in DMF (eq 1); the yields given in

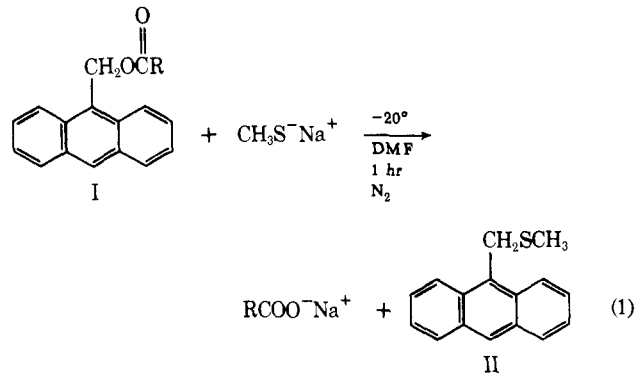


Table I refer to pure, isolated acids.<sup>4</sup> In hexamethylphosphoramide (HMPA) the reaction of eq 1 is extraordinarily fast; at  $25^\circ$  9-anthrylmethyl mesitoate is completely deblocked in less than 30 sec and a 93% yield of pure mesitoic acid is obtained.

The study of 9-anthrylmethyl mesitoate provides an insight into the intrinsic properties of 9-anthrylmethyl esters for, here, the usual acid and base catalyzed acyl-oxygen cleavage processes do not occur easily. Thus, the mesitoate ester is recovered quantitatively after a 24-hr treatment with 24 mol of anhydrous ethylamine

(1) C. W. Jaeger and N. Kornblum, *J. Amer. Chem. Soc.*, **94**, 2545 (1972).

(2) Readily obtained from the acid, 9-chloromethylanthracene and triethylamine in acetonitrile solution; cf. F. H. C. Stewart, *Aust. J. Chem.*, **18**, 1701(1965). Esterification with 9-hydroxymethylanthracene should be equally effective.

(3) Satisfactory elemental analyses and nmr and ir spectra were obtained for all new compounds.

(4) Thioether II is not completely stable to  $\text{CH}_3\text{SNa}$ ; this matter will be discussed in the full paper.

Table I. 9-Anthrylmethyl Esters Deblocked at  $-20^\circ$  <sup>a</sup>

Ester (I)	Acid	% yield
<i>p</i> -Toluate	<i>p</i> -Toluic	95
Mesitoate	Mesitoic	99
<i>p</i> -Methoxyphenylacetate	<i>p</i> -Methoxyphenylacetic	93
<i>n</i> -Heptanoate	<i>n</i> -Heptanoic	89
<i>m</i> -Nitrobenzoate	<i>m</i> -Nitrobenzoic	86
<i>trans</i> -Cinnamate	<i>trans</i> -Cinnamic <sup>b</sup>	94

<sup>a</sup> In DMF; 0.1 *M* in ester, 0.2 *M* in  $\text{CH}_3\text{SNa}$ ; 1 hr, under  $\text{N}_2$ .

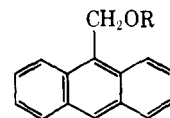
<sup>b</sup> 0.1 *M* in ester and in  $\text{CH}_3\text{SNa}$ , 6 hr reaction time.

in DMF at  $25^\circ$ . In aqueous dioxane the mesitoate is completely unaffected by 2 mol of lithium hydroxide (0.07 *M*) after 8 hr at  $25^\circ$ .

The behavior of 9-anthrylmethyl mesitoate toward acids is noteworthy. An aqueous dioxane solution containing 4 equiv of 0.14 *N* sulfuric acid is without effect after 3 hr at  $25^\circ$ ; nor is there any reaction on exposure to 10 equiv of trifluoroacetic acid in dioxane for 1 hr at  $25^\circ$ . However, when the mesitoate ester is treated with a methylene chloride solution containing 10 equiv of trifluoroacetic acid, it is completely deblocked after 10 min at  $0^\circ$  and a 97% yield of pure mesitoic acid is isolated. Thus the ester is stable to acids in oxygenated solvents such as dioxane or aqueous dioxane but is rapidly and cleanly cleaved by trifluoroacetic acid in an oxygen free solvent—presumably as an alkyl-oxygen cleavage process involving the 9-anthrylmethyl carbonium ion. This selective sensitivity to acid provides a valuable alternative deblocking procedure.

Some of the other esters of Table I are also of interest. The fact that the *m*-nitrobenzoate gives an excellent yield of *m*-nitrobenzoic acid shows that reduction of a nitro group does not compete with the reaction of eq 1. The cinnamate is an example of an ester capable of undergoing the Michael condensation; it turns out that this complication can be avoided merely by using 1 equiv of the mercaptide salt (Table I).<sup>5</sup>

Phenols, thiophenols, and mercaptans are protected as the 9-anthrylmethyl ethers or thioethers—readily prepared by the reaction of their sodium salts with 9-chloromethylanthracene at room temperature in DMF. Two phenolic ethers were studied: III and IV. At



III, R = *p*-*tert*-butylphenyl

IV, R = *p*-benzylphenyl

$25^\circ$  they are completely deblocked by treatment with a DMF solution of the sodium salt of methyl mercaptan for 20 min; ether III gives an 86% yield of pure *p*-*tert*-butylphenol while from ether IV a 99% yield of pure *p*-benzylphenol is isolated.

The cleavage of thioethers V and VI by the sodium salt of methyl mercaptan is also a rapid process; in DMF deblocking is complete after 2 hr at  $0^\circ$ . From thioether V a 92% yield of *p*-bromothiophenol is obtained while thioether VI gives *p*-thiocresol in 85% yield. Thioethers derived from mercaptans are, not

(5) The *trans*-crotonate is also completely deblocked under these conditions but quantitative isolation of crotonic acid is relatively difficult, and the matter was not pursued.